
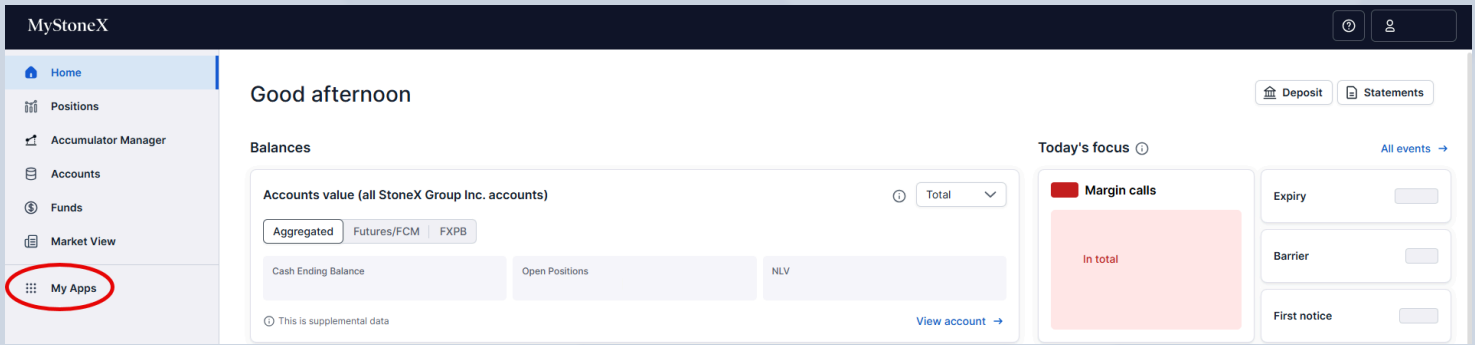


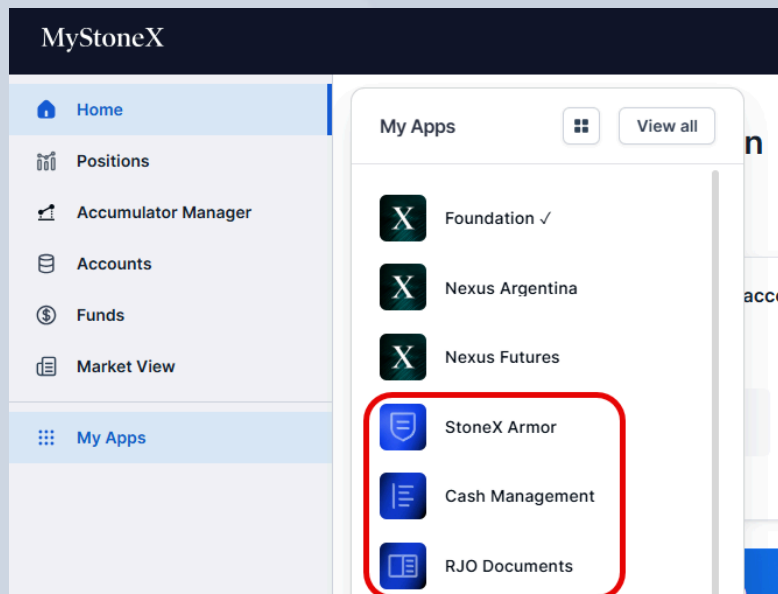
# ACCESSING ARMOR, CASH MANAGEMENT, WEBOE, CARA, AND RJO DOCUMENT FUNCTIONS IN MY.STONEX.COM

## Navigate to 'My Apps'

1. Log in to my.stonex.com
2. Find 'My Apps' link in the main navigation section. If your navigation slider is compressed, look for the app launcher icon: 



Click 'My Apps' to view the applications that were available to you in the RJ O'Brien portal. Select any app to launch it and access familiar features. If you had access to Armor, WebOE, CARA, Cash Management, or RJO Document functions, you will see them here.



4. Click an app to launch the StoneX-hosted version—no additional login required. To switch applications, return to My Apps as there is no in-app navigation or a central dashboard in the StoneX-hosted versions.

# StoneX®

Questions?

The Client Services team is available to answer any questions you may have during this migration. You may reach the team by email at [ClientServices@stonex.com](mailto:ClientServices@stonex.com) or by phone Toll-Free: 866-438-7564